



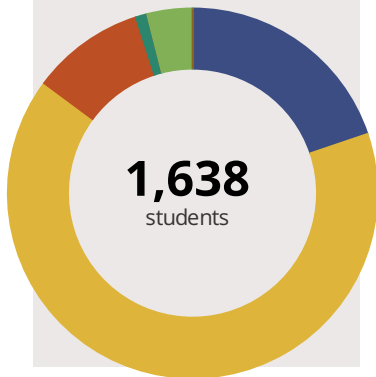
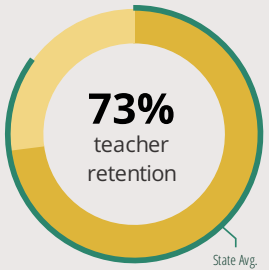
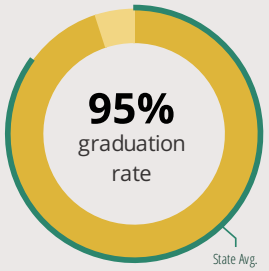
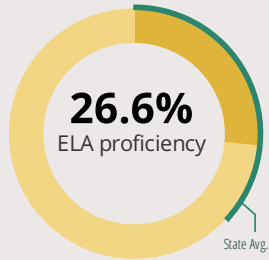
# Crete-Monee High School

1515 W Exchange St Crete, IL 60417 (708) 367-8230

Grades: 9 - 12  
District: Crete Monee CUSD 101U

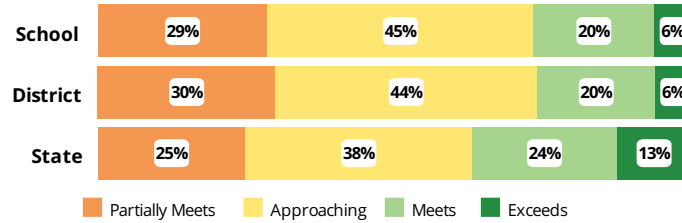
Principal: Mrs. Marjorie Triche  
Superintendent: Dr. Kara Coglianese

## FAST FACTS



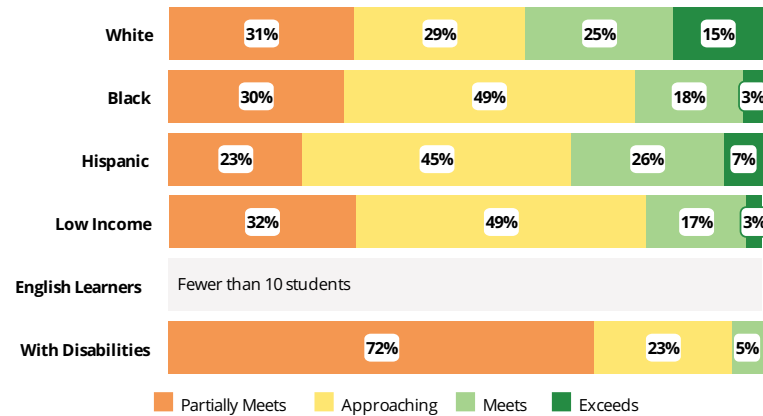
## Academic Success

High school students take the SAT in Math and English Language Arts. The display shows SAT ELA results in four performance levels.



## Success by Student Group

This display shows SAT ELA performance levels for each student group. No data is shown for groups with fewer than 10 students.



## Student Characteristics

White	20%	Low Income	67%
Black	66%	English Learners	1%
Hispanic	10%	With Disabilities	13%
Asian	1%	Homeless	3%
American Indian	0%		
Two or More Races	4%		
Pacific Islander	0%		

## School Environment



The **5Essentials Survey** allows students in grades 6-12 and all teachers to share their perspectives on essential conditions for learning. The anonymous survey consists of 5 components.

- Most implementation
- More implementation
- Average implementation
- Less implementation
- Least implementation
- Not Applicable/Low Response

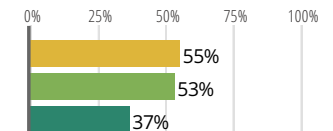
**Response Rates**

Students	70%
Teachers	100%

- Effective Leaders**  
Do principals and teachers implement a shared vision for success?
- Collaborative Teachers**  
Do teachers collaborate to promote professional growth?
- Ambitious Instruction**  
Are the classes challenging and engaging?
- Supportive Environment**  
Is the school safe, demanding, and supportive?
- Involved Families**  
Does the entire staff build strong external relationships?

## College Readiness

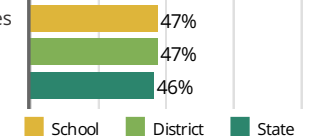
**Early College Coursework**  
Students taking early college coursework in grades 10, 11, and 12



**Postsecondary Enrollment**  
Students who enroll at colleges and universities



**Postsecondary Remediation** (lower is better)  
Students enrolled in Illinois community colleges who require remedial coursework





# Crete-Monee High School

## School Highlights

### Academic Courses

Crete-Monee High School offers approximately 135 courses for students to take on or off campus in a variety of subject areas. We are a certified Project Lead the Way school offering both the Engineering and the Biomedical Sciences pathways. Students can participate in the Kankakee Area Career Center, our Early College Program at Prairie State Co

### Physical Education, Heath and Wellness

Weight Lifting/Toning, Adaptive Physical Education, Drivers Education, Physical Education 9-12, Health Education Courses

### Other Programs and Activities

Tech Crew, Drama/Theatre, Marching Band, Chess Club, Speech, Journalism, Language Clubs, N.H.S, Newspaper, Reading Clubs, Scholastic Bowl, Science Club, Student Council, Yearbook, Art Club, Drama, Mathletes, Technical Theater, D.I.V.A.S., E-Journalism, Impact, Knitting, S.A.D.D., Foreign Lang. Club

### School Awards

2017 Boys Wrestling SAC Conference Champions Boys Baseball SAC Conference Champions Football SAC Conference Champions Football IHSA Playoffs Boys Golf SAC Conference Champions Girls Bowling SAC Conference Champions Girls Cross Country SAC Conference Champions Girls Softball SAC Conferen

### Career Development Courses and Programs

25 Courses offered at Kankakee Career Center, CMHS: Biomedical Engineering(PLTW), Digital Electronics(PLTW), Engineering Design(PLTW), Principles of Engineering(PLTW), Accounting I & II, Computer Applications I & II, Desktop Publishing I & II, Teacher Internship, Website Design, Intro to Business

### Athletics

Boys Baseball, Basketball, Cross Country, Boys Football, Golf, Soccer, Tennis, Track & Field, Wrestling, Color Guard, Conditioning and Fitness, Basketball, Bowling, Competitive Cheerleading, Girl's Softball, Girl's Swimming & Diving, Girl's Volleyball, Intramural Sports, Boxing Team, Dance

### School Personnel Resources

Department Chair, General Administrator or General Supervi, Paraprofessional, Reading Teacher, School Guidance Counselor, School Social Worker, Special Education Teacher, Speech Language Pathologist-non teaching, Student Dean, Supervisor (Special Education Technical, Supervisory Dean

### Facilities

## FOR MORE INFORMATION

Visit [IllinoisReportCard.com](http://IllinoisReportCard.com) to see additional details about each item of information for this school. There you will find charts spanning multiple years, detailed explanations, resources, more of the school's programs and activities, and powerful tools that let you dig deeper into data.

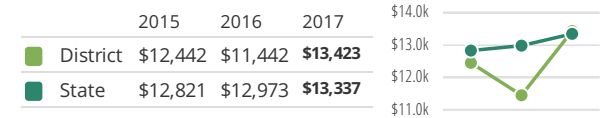
Most of this data has been collected by ISBE from school districts through data systems. Some information, such as the School Highlights, is entered directly by principals and can be updated throughout the year.

## District Finance

**Instructional Spending per Pupil** includes only the activities directly dealing with the teaching of students or the interaction between teachers and students.



**Operational Spending per Pupil** includes all costs for overall operations in this school's district, including Instructional Spending, but excluding summer school, adult education, capital expenditures, and long-term debt payments.



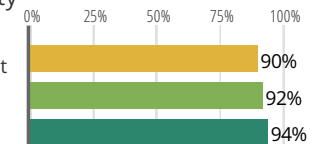
## Educator Measures

This school has had **3 principal(s)** over the past 6 years. In the last three years, an average of **73% of teachers** return to this school each year.

## Student Attendance and Mobility


### Attendance Rate

Rate at which students are present at school, not including excused or unexcused absences



### Chronic Truancy Rate

Percentage of students who have been absent without valid reasons for 5% or more of regular school days



### Student Mobility

Percentage of students who transfer in or out of the school during the school year, not including graduates

