



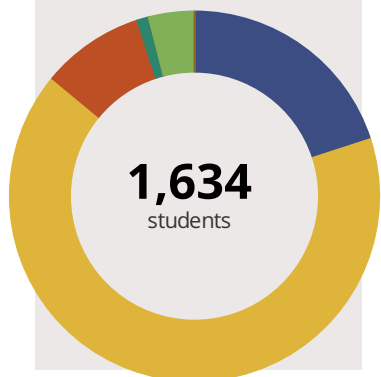
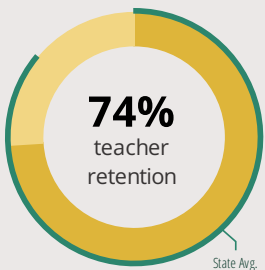
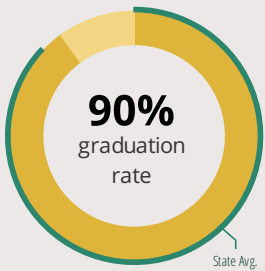
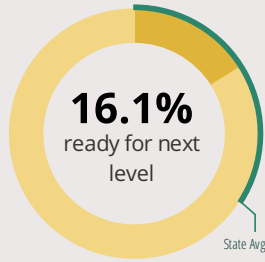
CRETE-MONEE HIGH SCHOOL

1515 WEXCHANGE ST CRETE, IL 60417 9601 (708) 367-8230

Grades: 9-12
District: CRETE-MONEE CUSD 201U

Principal: Mrs.Marjorie Triche
Superintendent: Dr.Rochelle Clark

FAST FACTS



Academic Success

All Illinois students in grades 3-8 take the PARCC assessment each year. High school students take the SAT in Math and English Language Arts.

Coming Soon!

Success by Student Group

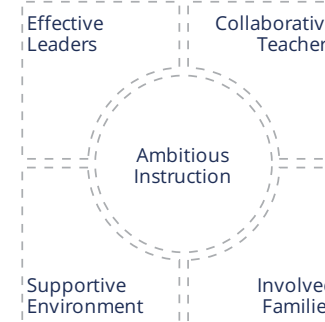
This display shows SAT performance levels for each student group. No data is shown for groups with fewer than 10 students.

Coming Soon!

Student Characteristics

White	20%	Low Income	68%
Black	66%	English Learners	1%
Hispanic	9%	With Disabilities	11%
Asian	1%	Homeless	3%
American Indian	0%		
Two or More Races	4%		
Pacific Islander	0%		

School Environment



The **5Essentials Survey** allows students in grades 6-12 and all teachers to share their perspectives on essential conditions for learning. The anonymous survey consists of 5 components.

- Most implementation
- More implementation
- Average implementation
- Less implementation
- Least implementation
- Not Applicable/Low Response

Response Rates

Students	-
Teachers	-

Effective Leaders

Do principals and teachers implement a shared vision for success?

Collaborative Teachers

Do teachers collaborate to promote professional growth?

Ambitious Instruction

Are the classes challenging and engaging?

Supportive Environment

Is the school safe, demanding, and supportive?

Involved Families

Does the entire staff build strong external relationships?

College Readiness

Ready for College Coursework

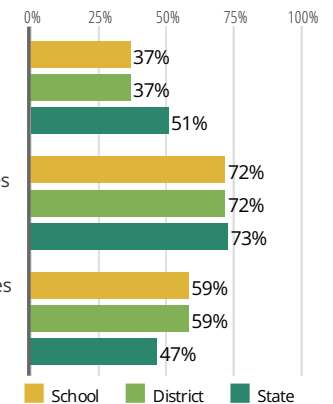
Students who meet or exceed ACT college readiness benchmarks

Postsecondary Enrollment

Students who enroll at colleges and universities

Postsecondary Remediation (lower is better)

Students enrolled in Illinois community colleges who require remedial coursework





CRETE-MONEE HIGH SCHOOL

School Highlights

Academic Courses

45 Courses offered at Prairie State College, 8 AP Courses, 17 Courses offered In English, 12 Courses in Fine Arts, 17 Courses in Mathematics, 13 Courses in Science, 10 Courses in Social Studies, ACT/SAT Prep Courses, Summer School, Ignition Program, Leadership Seminar

Physical Education, Health and Wellness

Weight Lifting/Toning, Adaptive Physical Education, Drivers Education, Physical Education 9-12, Health Education Courses

Other Programs and Activities

Tech Crew, Drama/Theatre, Marching Band, Chess Club, Speech, Journalism, Language Clubs, N.H.S, Newspaper, Reading Clubs, Scholastic Bowl, Science Club, Student Council, Yearbook, Art Club, Drama, Mathletes, Technical Theater, D.I.V.A.S., E-Journalism, Impact, Knitting, S.A.D.D., Foreign Lang. Club

School Awards

6A State Football Champs, Special Olympic Basketball Champs, Boys Golf:SAC Champs, Girls C.C.:SAC Champs, Girls Soccer:SAC Champs, Girls Softball:SAC Champs, Girls Tennis:SAC Champs, Concert Band 1st Place:IHSA, Marching Band/2a First Place:Olympian Band Festival, Outstanding Show Choir:Quincy Comp.

Career Development Courses and Programs

25 Courses offered at Kankakee Career Center, CMHS: Biotechnical Engineering(PLTW), Digital Electronics(PLTW), Engineering Design(PLTW), Principles of Engineering(PLTW), Accounting I & II, Computer Applications I & II, Desktop Publishing I & II, Teacher Internship, Website Design, Intro to Business

Athletics

Boys Baseball, Basketball, Cross Country, Boys Football, Golf, Soccer, Tennis, Track & Field, Wrestling, Color Guard, Conditioning and Fitness, Basketball, Bowling, Competitive Cheerleading, Girl's Softball, Girl's Swimming & Diving, Girl's Volleyball, Intramural Sports, Boxing Team, Dance

School Personnel Resources

Department Chair, General Administrator or General Supervi, Paraprofessional, Reading Teacher, School Guidance Counselor, School Social Worker, Special Education Teacher, Speech Language Pathologist-non teaching, Student Dean, Supervisor (Special Education Technical, Supervisory Dean

Facilities

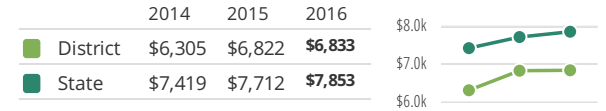
FOR MORE INFORMATION

Visit IllinoisReportCard.com to see additional details about each item of information for this school. There you will find charts spanning multiple years, detailed explanations, resources, more of the school's programs and activities, and powerful tools that let you dig deeper into data.

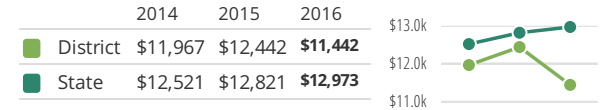
Most of this data has been collected by ISBE from school districts through data systems. Some information, such as the School Highlights, is entered directly by principals and can be updated throughout the year.

District Finance

Instructional Spending per Pupil includes only the activities directly dealing with the teaching of students or the interaction between teachers and students.



Operational Spending per Pupil includes all costs for overall operations in this school's district, including Instructional Spending, but excluding summer school, adult education, capital expenditures, and long-term debt payments.



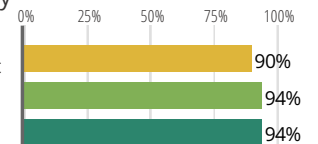
Educator Measures

This school has had **2 principal(s)** over the past 6 years. In the last three years, an average of **74% of teachers** return to this school each year.

Student Attendance and Mobility

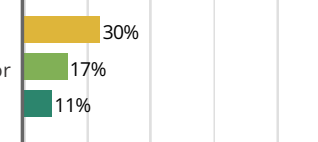
Attendance Rate

Rate at which students are present at school, not including excused or unexcused absences



Chronic Truancy Rate

Percentage of students who have been absent without valid reasons for 5% or more of regular school days



Student Mobility

Percentage of students who transfer in or out of the school during the school year, not including graduates

